

# Meet the Teacher Upper Key Stage 2

2018 -19

# Meet the Team - Upper Key Stage 2

	Owl Class	Flamingo Class	Falcon Class	Phoenix Class
Teachers:	Miss Ragon	Mr Hopkins	Miss Pirot	Mrs Daniel
HLTA & PiXLATOR	Mrs Bonner			
Phase Teaching Assistants:	Mrs Medhurst, Mrs Clarke, Mrs Igglesden, Mrs Reavill & Mrs Hoadley			
Other staff:	Mrs Holmes & Mrs James			

# Classrooms and Entering/Exiting School

- Come into school by the main gate between 8.40-8.50
- If late, please sign in at office
- Missing just 5 minutes of school a day adds up to over 16 hours of learning over the year.
- School ends at 3:10
- Collect classes from: Upper Key Stage 2 playground
- If your child is in year 6, they make walk home providing we have a permission slip completed by yourself.

# Structure of a Typical Day

Time/Day	Day
8.40	Early Morning Work
9.00	Maths
10.00	Guided Reading
10.25	Worship
10.45	Break
11.00	English
12.10	Lunch
13.05	Topic
14.05	Science
15.10	Home time

# Curriculum map

	Cycle A (Even Years)	Cycle B (Odd Years)
Computing	Programming 	Programming
Geography	European geography, invasion and settlement	Understanding rainforests
History	Anglo Saxons & The Vikings Ancient Greece	World War II
Art	Illuminated lettering	Propaganda posters
DT	Designing a Viking longboat Making Ancient Greek style pots	Designing and making an air raid shelter,
Music	Djembe Drumming Violin continuers	Djembe Drumming Violin continuers
French	Basic French conversation	Basic French conversation

# Reading in Upper Key Stage 2

READING	
How are reading books organised and changed?	Pupils are expected to take ownership of their reading and may choose books from the library or bring their own in.
How is reading taught in school?	Guided reading is taught daily in carouselled activities which will be adult lead and include, reading, comprehension, spelling work, dictations and grammar based activities.
Expectation for reading to an adult at home.	Pupils are expected to read at least 3 times a week to an adult at home and are awarded 3 tokens if this is signed off in their contact book.
What else can I do to support my child?	Discussing what your child is reading and taking an interest in their interests, buying age appropriate and interesting texts will also help.

# Writing at Key Stage Two

READING	
How is writing taught in school?	Writing is taught in mixed year and ability classes. It is often linked to topic and or science learning and will be centred around a core text.
These are the non-negotiables for all writing.	Pupils will use: Full stops, capital letters, commas and apostrophes accurately. They will spell key vocabulary correctly and ensure verb tenses are correct. Their work will be presented neatly and with pride taken in it.
What else can I do to support my child?	Provide writing opportunities at home, discuss any literacy based home learning and encourage your child to check it through for any inaccuracies.

# Maths at Key Stage 2

READING	At Year 5	At Year 6
How is maths taught in school?	Maths is taught in mixed ability year group sets.	Maths is taught in mixed ability year group sets.
Key facts that they need to know	Multiplication and division facts up to $12 \times 12$	They are mathematicians and they can do it, it is all about confidence!
What else can I do to support my child?	Work through maths home learning with your child, if you're not sure get them to teach you.	Discuss any past paper question your child brings home.



# Science, RE and PHSE

Science	RE	PHSE
Animals (Including Humans) Changing materials Electricity Evolution and inheritance	Creation and science - Conflicting or complementary? Gospel - What would Jesus do? What does it mean to be Muslim? Salvation Beliefs - Is it better to express your beliefs in art and architecture or in charity and generosity? Kingdom of God - What kind of king is Jesus?	Taking responsibility Persistence Resilience Setting and achieving goals  PSHE is taken from the SEAL scheme but we currently working to bring it more in line with our THRIVE ethos and include more mental wellbeing.

# Assessment (Rainbow Assessment)

- At Langafel we aim for high quality teaching and learning, and the heart of this is effective assessment, underpinned by a growth mind-set belief that all pupils can succeed.
- Each year all the children start on a new programme of study therefore they all start on RED. As they go through the year they “master” both the skills and knowledge required for that stage of their education. As they are assessed at mastering these areas they are able to progress through more of the colours with an expected child achieving GREEN at the end of the year.
- For more information [click here](#) to visit our webpage.

**RED ORANGE YELLOW GREEN BLUE INDIGO VIOLET**

# Rainbow Tracker Cards 2018- 19

- In Term 1,2,3,4 and 6 you will receive a Rainbow Tracker Card.
- The blue arrow is where a child is “expected” to be at that point in the year.
- The white arrow is where you child is at that point.
- This year it will report on Math, Writing and Reading.
- The judgements are made following moderation of work and discussions with SLT.



## LANGAFEL CE PRIMARY SCHOOL TERM 6 2018-19 ACHIEVEMENT CARD

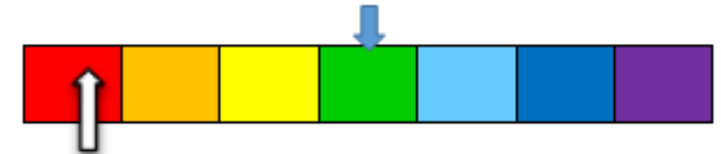
Blue arrow is expected for this point in the year

PUPIL NAME:

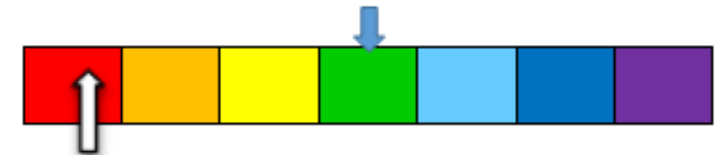
TEACHER:

CLASS:

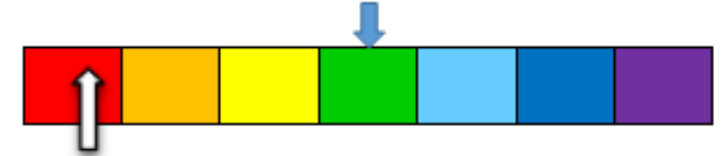
WRITING PROGRESS SCALE:



READING PROGRESS SCALE:

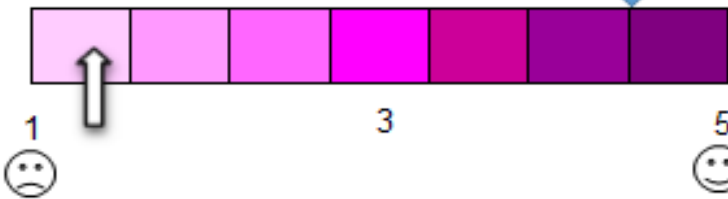


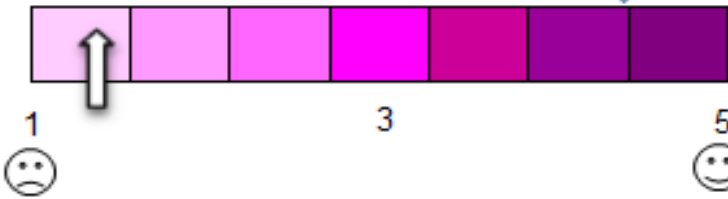




MATH PROGRESS SCALE:



# Rainbow Tracker Cards 2018- 19

- The card will also report on your child's effort and behavior.
- As we aim for children to be well behaved and engaged in their learning the “expected” blue arrow is high for this.
- The % of days attended is also reported on the card with those below “good attendance” clearly visible due to the red colour.
- A short guide on how to support your child is also there as well as what they are proud of.

<b>EFFORT SCALE:</b>  1 3 5  	
<b>BEHAVIOUR SCALE:</b>  1 3 5  	
<b>ATTENDANCE:</b> % of days attended since start of year	
School Average	My child
96%	
<b>To help me get better I need to:</b>	
I am proud of:	

# PiXL

## Year 6 support

- PiXL is a support program aimed at helping support pupils to achieve their potential.
- Our experienced HLTA Mrs Bonner, delivers PiXL interventions for reading, writing and maths, helping support children to achieve fantastically for themselves for the past 5 years.
- PiXL focuses on small group work in addition to pupils main teaching to help build confidence and understanding in specifically identified areas of weakness.
- When children buy into PiXL it really does help to build their subject confidence and achievement in the end of key stage assessments.

## Year 6 support

- Throughout the year, year 6 pupils will sit practice test papers to normalise the testing process and also to allow us to understand further areas in which to focus our teaching.
- We encourage all pupils to see themselves as score builders and that they should focus on themselves and their own achievements and not compare themselves to others.
- To help year 5 pupils with their transition into year 6 they will be bringing home a PiXL summer home learning pack to ensure that the progress made over the final term is not lost through the summer and their brains are kept stimulated.

# Statutory Assessment

## Year 6 End of Key Stage 2 SATs

- All year 6 pupils will sit their end of Key Stage 2 SATs in the week commencing Monday 13<sup>th</sup> May 2019.
- Monday 13<sup>th</sup>: Grammar, Punctuation & Spelling
- Tuesday 14<sup>th</sup>: Reading
- Wednesday 15<sup>th</sup>: Maths Paper 1 Arithmetic & Maths Paper 2 Reasoning
- Thursday 16<sup>th</sup>: Maths Paper 3 Reasoning

# Other significant dates/events

## Year 6 Kent Test

- Pupils must be pre-registered to sit the Kent Test, the closing date for which has now passed.
- Pupils will sit the Kent Test Thursday 6<sup>th</sup> September.
- If you registered online, you will receive the results via email after 4pm on Thursday 11<sup>th</sup> October.
- Year 6 PGL residential w/c 20<sup>th</sup> May 2019



# PE

Owl	Flamingo	Falcon	Phoenix
Swimming - Tuesday PE - Wednesday	Swimming - Tuesday PE - Wednesday	Swimming - Monday PE - Friday	Swimming - Wednesday PE - Monday

## PE Kit Essentials (must be in)

- Plain white T-shirt - embroidered available
- Plain black shorts
- Black plimsolls
- PE Kit to be kept in a named drawstring bag

## Optional Extras

- Trainers (optional for outdoor PE Sessions)
- Plain black, blue or red tracksuit (optional for outdoor PE Sessions in cold weather)
- Black half zip fleece with school logo

# Swimming

- Pupils swim in class groups which are split into 2 groups.
- Pupils will be grouped by the swimming teacher.
- Lessons are taught by an outside agency who are supported by our own staff.
- Pupils may bring in goggles and will be required to wear a swimming hat if their hair is shoulder length or longer.
- If pupils are unable to swim due to illness they will require a note from home.

# Home learning

English	Maths
<p>Pupils will be set one piece of English related home learning every Friday which is due in the following Wednesday.</p> <p>Part of the home learning is to bring it in on time.</p>	<p>Pupils will be set one piece of maths related home learning every Friday which is due in the following Wednesday.</p> <p>Part of the home learning is to bring it in on time.</p>
<ul style="list-style-type: none"><li>• Pupils should look at their home learning the day it is given to ensure they understand it, if they don't then they must speak to the teacher who set it to ask for support.</li><li>• Whilst pupils are expected to be able to complete their home learning independently, it is always helpful to have the support of an adult or somebody to look over what they have done.</li><li>• Pupils should take pride over the presentation of their home learning as if it were class work.</li><li>• By Upper Key Stage 2 pupils are expected to take responsibility for their own learning, if it is not completed and handed in, they may be sent to the reflection room.</li></ul>	

# Behaviour management

We believe that all children should enjoy the chance to develop their academic and social skills to the best of their ability in a friendly and positive environment. To support this our [Behaviour Policy](#) and Parent Friendly Leaflet are on the website and are updated yearly.

- In our Phase we use tokens to reward positive behavior
- Each class will use a traffic light system - “traffic light cards”.
- This will be displayed in the classroom alongside the charter. All children will begin each day with a green card. If children do not adhere to the class charter the following steps and sanctions are to be enforced:
  - 1: A Warning about their behaviour
  - 2: A yellow card - miss 10 minutes of the next break\lunch.
  - 3: A red card - (miss 15 minutes of the next break\lunch.

# Attendance

Attendance is vital for children to learn. Missing learning can create gaps which a child struggles to fill. This can cause problems later on as learning builds.

Good attendance is anything above 96% (this equates 8 days absence across a school year).

If absence is below 90% (20 days absence across the year) then your child is deemed to be persistently absent from education.

If a child is sick please contact the Office with a reason on the 1<sup>st</sup> day of absence, preferably before 8.40.

# Attendance Aiming for 100%



To help promote good attendance we have a variety of rewards.

## Golden Tickets “Got to be in to win!”

If your child is in all week they get a Golden Ticket. At the end of the term 4 families can win £30 Bluewater Vouchers.

## 10 Days:

Every day, if 100% of the class are in, they progress towards the 10 goal. When they achieve 10 days they get to choose a reward.

## 100% for a Week:

If a class has 100% for a week they will get an extra playtime or similar reward and if they do this twice in a term, a non uniform day.

# Uniform

We expect all our pupils to wear our school uniform with pride. Wearing uniform helps children to feel part of our school community, which is why we expect all pupils to wear the official school jumper/cardigan imprinted with our logo. Full details can be found in our [Uniform Policy](#).

Uniform is available to purchase online at <http://www.tesco.com/ues>. When you select our school from the drop down menu you will be taken to our page where you can view all available items to purchase.

If you need further guidance then contact the school office, we will be happy to help.

If your child does not have the correct school uniform teachers will ask you when this will be provided and a more suitable school alternative may be provided.

# Our Uniform

- Grey or black uniform trousers, shorts, skirt or pinafore dress
- White shirt, blouse or polo shirt (may be embroidered)
- Red school jumper, or cardigan with school logo embroidered
- Flat, black sensible outdoor shoes
- Plain black, grey or white ankle or knee length socks
- Plain black, grey or red tights
- Plain hair accessories in red, white or black
- Red and white gingham dresses in summer months
- No boots or trainers. For health and Safety reasons pupils who come to school in inappropriate footwear will be asked to change into their plimsolls whilst in school.
- Hair longer than collar length should be tied back.
- No make-up or nail vanish
- No jewellery with exception of 1 pair of small plain studded earrings, a small watch (not novelty) or jewellery worn specifically for religious reasons.





# General reminders

- All required stationery is provided so pupils should not bring anything from home.
- Water in school - Pupils need to ensure they have a drinks bottle in school for class and lunchtime use.
- If pupils require inhalers it is their responsibility to carry them at all times.
- Unless there is a specific medical need, pupils should not be going to the toilet during learning time and should take the opportunities during break and lunch.

# Healthy School

- At Langafel we are committed to encouraging our pupils' to eat healthily and make sensible snack choices.
- Our School hot dinners must be paid for online [click here](#) for Principals website which includes the menu.
- It isn't always easy to provide a well balanced packed lunch, and please the wishes of our children! With that in mind we would like to share with you that there are some very useful ideas for making simple and affordable changes available on the BBC Good Food Packed Lunch Inspirations ([click here](#))
- Snacks at break time: pupils are allowed to bring in plain biscuits or fruit and can purchase fruit from the fruit trolley for 12p a portion.

# Parents in Partnership with School

- Every so often we may ask for parent volunteers to help with trips or other school based activities.
- Have a skill we could use? A job related to a topic? Talk to us!
- Ways to keep in touch:
  - Message to adult on gate in morning
  - Brief chat at gate after school
  - Email to book appointment: [aragon@langafel.kent.sch.uk](mailto:aragon@langafel.kent.sch.uk), [cdaniel@langafel.kent.sch.uk](mailto:cdaniel@langafel.kent.sch.uk), [kpirot@langafel.kent.sch.uk](mailto:kpirot@langafel.kent.sch.uk), [ahopkins@langafel.kent.sch.uk](mailto:ahopkins@langafel.kent.sch.uk).
  - Phase leaders emails are hyperlinked on the website - click on name to email.

\*Parental partnership makes a big difference in children's progress\*

# Thank you and any Questions

